

**HAMMER  
SPORT**

2 0 0 9

**ORDER FORM**

**COLOURS**

860 E. Parkridge Avenue, Corona, CA 92879

Tel: 951-808-9131 Fax: 951-808-9949

Toll Free: 800-892-8998 www.colourswheelchair.com

**B I L L T O**

Company	P.O.#	Date	S/N	For Office Use Only
Completed by	Address			
Email Address				
City	State	Zip	Phone	Fax
Disability	Weight	Height		
Customer Name	Client Signature <b>X</b>	Email		

**S H I P T O**

Name	Company	Phone
Address	City	State Zip

**A M E A S U R E M E N T S**

**F R A M E**

Offensive design (see figure 1) \$ std

Other:  Offensive Wings - W \$ 294

1. Seat Width 13 14 15 16 17 18 \$ std

2. Seat Depth 12 13 14 15 \$ std

Seat Depth 16 17 18 \$ 150

4. Front Seat Height \_\_\_\_\_" 15.5" - 21" (w/3" Caster)

5. Rear Seat Height \_\_\_\_\_" 13" - 21" (w/24" rear wheel)

6. Overall Width \_\_\_\_\_"

7. Inside Wheel Clearance \_\_\_\_\_"

8. Backrest Angle \_\_\_\_\_"

9. Overall Length \_\_\_\_\_"

10. Center of Gravity \_\_\_\_\_"

**B A C K R E S T**

3. Height (Adj. Range) 8 | 9 10 11 12 | 13 14 15 | (Adj. Range) \$ std

16 | 17 | 18 |

Type  Folding with adjust. height and angle \$ std

NEW Locking mechan. (adjust. angle) \$ 150

*Custom Dimensions Available. Contact Colours For Details.*

**A X L E P L A T E**

One Piece Axle Tube \$ std

Camber Disc 8° 10° 12° 14° 16° \$ std

Specify Camber ( 8°-20°)

Base Wheelchair Price \$ 2,241

Total Section A \$ \_\_\_\_\_

Total Section B \$ \_\_\_\_\_

Total Section C \$ \_\_\_\_\_

Total Section D \$ \_\_\_\_\_

Custom Modifications Quoted \$ \_\_\_\_\_

Order Grand Total \$ \_\_\_\_\_

**FIGURE 1** Offensive design

A. Cushion Thickness \_\_\_\_\_"

C. Lower Leg Length \_\_\_\_\_"

Note: Wings are not included in standard price.

Valid From Jan '09. Prices & Specifications Are Subject To Change Without Notice.

NOTES

**B** WHEELS & TIRES

<input type="checkbox"/> Standard Radial spoke wheel	<input type="checkbox"/> 24" <input type="checkbox"/> with black wall hi-press. tire <input type="checkbox"/> or standard low press. tire	\$ std
<input type="checkbox"/> Heat-Treated wheel *	<input type="checkbox"/> 24" <input type="checkbox"/> 25" <input type="checkbox"/> 26"	\$ 252
<input type="checkbox"/> Cross Knot Laced Spokes (Sport) *	<input type="checkbox"/> 24" <input type="checkbox"/> 25" <input type="checkbox"/> 26" <input type="checkbox"/> 27"	\$ 211
<input type="checkbox"/> Twister Super Strength wheel *	<input type="checkbox"/> 24" <input type="checkbox"/> 25" <input type="checkbox"/> 26"	\$ 310
<input type="checkbox"/> Spinergy SLX 18 spokes (Sport) *	<input type="checkbox"/> 24" <input type="checkbox"/> 25" <input type="checkbox"/> 26" Spokes <input type="checkbox"/> Black <input type="checkbox"/> Yellow <input type="checkbox"/> Blue <input type="checkbox"/> Red	\$ 743
<input type="checkbox"/> Spinergy SLX 24 spokes (Sport) *	<input type="checkbox"/> 24" <input type="checkbox"/> 25" <input type="checkbox"/> 26" Spokes <input type="checkbox"/> Black <input type="checkbox"/> Yellow <input type="checkbox"/> Blue <input type="checkbox"/> Red	\$ 743
<input type="checkbox"/> Solid tires	<input type="checkbox"/> 24" <input type="checkbox"/> 25" (dark grey)	\$ 135
<input type="checkbox"/> E2211 Marathon Tires (high press.)	<input type="checkbox"/> 24" <input type="checkbox"/> 25" (all black tires)	\$ 99
* Standard with black wall hi-press. tire and anodized handrims Refer to Section D for more options!!		
<b>Section B Total</b>		\$ _____

**C** COMPONENTS & ACCESSORIES

<b>Handrims</b>					
<input type="checkbox"/> Standard For 24", 25", or 26" Wheel	Anodized Black	\$ std			
<input type="checkbox"/> Powdercoated (more grip) 24", 25", or 26" Wheel		\$ 105			
<input type="checkbox"/> Vinyl Coated	Black	\$ 142			
<b>Casters</b>					
<input type="checkbox"/> 3" Caster (black, clear, red) _____		\$ std			
<b>Seat Cushion</b>					
<input type="checkbox"/> Foam Cushion w/ Nylon Cover	<input type="checkbox"/> 1" <input type="checkbox"/> 2" <input type="checkbox"/> 3" <input type="checkbox"/> 4"	\$ 78			
<input type="checkbox"/> The Curve Cushion (Rehab Co.)	<input type="checkbox"/> 3"	\$ 133			
<input type="checkbox"/> E0734 ROHO Cushion Quadtro	<input type="checkbox"/> 2" Low Profile <input type="checkbox"/> 4" High Profile  (USA only)	\$ 525			
<input type="checkbox"/> E0734 ROHO Nexus Spirit Cushion	<input type="checkbox"/> 2" Low Profile  (USA only)	\$ 525			
<b>Miscellaneous</b>					
<input type="checkbox"/> E0971 Wheelie Bars (dual welded)	<input type="checkbox"/> With Adjustable Height (Add \$98)	\$ 294			
<input type="checkbox"/> Welded Alum. Side Guards	<input type="checkbox"/> Cut to wheel <input type="checkbox"/> Other (specify _____)	\$ 450			
	<input type="checkbox"/> Back angle to ground 90° is std. (specify _____)				
<input type="checkbox"/> Rigid Side Guards - Black ABS	<input type="checkbox"/> removable <input type="checkbox"/> non-removable <input type="checkbox"/> cut to wheel	\$ 142			
<input type="checkbox"/> Rigid Side Guards - Alum.	<input type="checkbox"/> removable <input type="checkbox"/> bolt-on <input type="checkbox"/> pol. alum. <input type="checkbox"/> Black	\$ 197			
<input type="checkbox"/> Fabric Clothing Guards	Black Nylon w/Velcro	\$ 78			
<input type="checkbox"/> K0065 Spoke Protectors	<input type="checkbox"/> 24" <input type="checkbox"/> 25" <input type="checkbox"/> 26" Black	\$ 107			
<input type="checkbox"/> Grab Handles (pair)	<input type="checkbox"/> Left <input type="checkbox"/> Right	\$ 70			
<input type="checkbox"/> Ratchet Strap	<input type="checkbox"/> Small <input type="checkbox"/> Medium <input type="checkbox"/> Large	\$ 125			
<input type="checkbox"/> E0978 Seat Belt w/ Auto Buckle	1 1/2" Belt	\$ 69			
<b>Frame Colors (Powder-coated)</b>					
<input type="checkbox"/> Gloss Black	<input type="checkbox"/> Candy Blue	<input type="checkbox"/> White	<input type="checkbox"/> Yellow	<input type="checkbox"/> Metallic Gray	<input type="checkbox"/> Candy Red
<input type="checkbox"/> Twilight Flake	<input type="checkbox"/> Candy Purple	<input type="checkbox"/> Candy Green	<input type="checkbox"/> Fuschia	<input type="checkbox"/> Fire Engine Red	<input type="checkbox"/> Forest Green
<input type="checkbox"/> Midnight Blue	<input type="checkbox"/> Slime Green	<input type="checkbox"/> Midnight Purple	<input type="checkbox"/> Magenta	<input type="checkbox"/> Royal Blue	<input type="checkbox"/> Atlantic Blue
<input type="checkbox"/> Blue Green	<input type="checkbox"/> Gun Smoke Silver	<input type="checkbox"/> Matte Grey	<input type="checkbox"/> Matte Purple	<input type="checkbox"/> Matte Blue	
<input type="checkbox"/> Matte Green	<input type="checkbox"/> Matte Red	<input type="checkbox"/> Matte Black			\$ std
<b>Custom Color (Custom Polished)</b>					
	<input type="checkbox"/> Polished Alum. Frame Only				\$ 800
<b>Upholstery Choice &amp; Color</b>					
<input type="checkbox"/> Standard Adjustable Ht. Black	<input type="checkbox"/> Black				\$ std
<input type="checkbox"/> K0108 Adjustable Tension Backrest	<input type="checkbox"/> Black				\$ 135
<input type="checkbox"/> Custom Colored (for std. or adjust. style)	<input type="checkbox"/> Red <input type="checkbox"/> Blue				\$ 60
<input type="checkbox"/> Fabrics for FUN (for std. or adjust. style)	<input type="checkbox"/> 001 <input type="checkbox"/> 002 <input type="checkbox"/> 003 <input type="checkbox"/> 004 <input type="checkbox"/> 006 <input type="checkbox"/> 010 <input type="checkbox"/> 011				
	<input type="checkbox"/> 014 <input type="checkbox"/> 015 <input type="checkbox"/> 016 <input type="checkbox"/> 017 <input type="checkbox"/> 018 <input type="checkbox"/> 020 <input type="checkbox"/> 021				
	<input type="checkbox"/> 022 <input type="checkbox"/> 023 <input type="checkbox"/> 024 <input type="checkbox"/> 025 <input type="checkbox"/> 026 <input type="checkbox"/> 027 <input type="checkbox"/> 028				\$ 95
<input type="checkbox"/> Backrest Leather Trim (Outside panels)					\$ 77
<b>Section C Total</b>					\$ _____
May not fit and function on all chairs depending on wheelchair configuration.					

I have a simple philosophy: Fill what's empty. Empty what's full. Scratch where it itches. Alice Roosevelt Longworth.

Colours in Motion warrants all rigid hardware for the lifetime of its registered owner. (Please see warranty registration card for details.)







**C O L O R S &  
F A B R I C S**

**ORDER FORM**

**COLOURS**






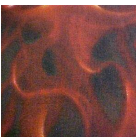











860 E. Parkridge Avenue, Corona, CA 92879  
Tel: 951-808-9131 Fax: 951-808-9949  
Toll Free: 800-892-8998 www.colourswheelchair.com



**A C O L O R S**

- |   |  |  |   |  |  |   |
|---|--|--|---|--|--|---|
| <input type="checkbox"/> <br><b>2 1 0 0</b><br>gloss black     | <input type="checkbox"/> <br><b>2 1 0 2</b><br>candy blue     | <input type="checkbox"/> <br><b>2 1 0 6</b><br>white        | <input type="checkbox"/> <br><b>2 1 0 9</b><br>yellow          | <input type="checkbox"/> <br><b>2 1 1 0</b><br>metallic gray | <input type="checkbox"/> <br><b>2 1 1 1</b><br>candy red        | <input type="checkbox"/> <br><b>2 1 1 2</b><br>twilight flake-glitter flakes |
| <input type="checkbox"/> <br><b>2 1 1 3</b><br>candy purple    | <input type="checkbox"/> <br><b>2 1 3 0</b><br>candy green    | <input type="checkbox"/> <br><b>2 1 4 1</b><br>fuschia      | <input type="checkbox"/> <br><b>2 1 0 5</b><br>fire engine red | <input type="checkbox"/> <br><b>2 1 0 4</b><br>forest green  | <input type="checkbox"/> <br><b>2 1 0 1</b><br>midnight blue    | <input type="checkbox"/> <br><b>2 1 4 0</b><br>slime green                   |
| <input type="checkbox"/> <br><b>2 1 0 8</b><br>midnight purple | <input type="checkbox"/> <br><b>2 1 3 1</b><br>magenta        | <input type="checkbox"/> <br><b>2 1 3 2</b><br>royal blue   | <input type="checkbox"/> <br><b>2 1 3 3</b><br>atlantic blue   | <input type="checkbox"/> <br><b>2 1 3 4</b><br>blue-green    | <input type="checkbox"/> <br><b>2 1 3 8</b><br>gun smoke silver | <input type="checkbox"/> <br><b>6 0 0 0</b><br>ball burnish polish alum.     |
| <input type="checkbox"/> <br><b>2 1 5 0</b><br>matte gray    | <input type="checkbox"/> <br><b>2 1 5 1</b><br>matte purple | <input type="checkbox"/> <br><b>2 1 5 2</b><br>matte blue | <input type="checkbox"/> <br><b>2 1 5 3</b><br>matte green   | <input type="checkbox"/> <br><b>2 1 5 4</b><br>matte red   | <input type="checkbox"/> <br><b>2 1 5 5</b><br>matte black    |   |

**B F A B R I C S**

- |  |  |   |   |   |  |   |
|--|--|---|---|---|--|---|
| <input type="checkbox"/> <br><b>F - 0 0 1</b><br>Black Flames | <input type="checkbox"/> <br><b>F - 0 0 2</b><br>Camouflage Girls | <input type="checkbox"/> <br><b>F - 0 0 3</b><br>Claws       | <input type="checkbox"/> <br><b>F - 0 0 4</b><br>Corazones     | <input type="checkbox"/> <br><b>F - 0 1 0</b><br>High Speed     | <input type="checkbox"/> <br><b>F - 0 1 1</b><br>Skulls On Fire | <input type="checkbox"/> <br><b>F - 0 1 4</b><br>Skate Line  |
| <input type="checkbox"/> <br><b>F - 0 1 5</b><br>Flame Rider  | <input type="checkbox"/> <br><b>F - 0 1 6</b><br>Girls On Fire    | <input type="checkbox"/> <br><b>F - 0 1 8</b><br>Vegas       | <input type="checkbox"/> <br><b>F - 0 1 7</b><br>Dragon Tattoo | <input type="checkbox"/> <br><b>F - 0 0 6</b><br>Wheels On Fire | <input type="checkbox"/> <br><b>F - 0 2 0</b><br>Wild Thing     | <input type="checkbox"/> <br><b>F - 0 2 1</b><br>Bloom       |
| <input type="checkbox"/> <br><b>F - 0 2 2</b><br>Curve Ball   | <input type="checkbox"/> <br><b>F - 0 2 3</b><br>Pink Lily        | <input type="checkbox"/> <br><b>F - 0 2 4</b><br>Pulling G's | <input type="checkbox"/> <br><b>F - 0 2 5</b><br>Ruff Rider    | <input type="checkbox"/> <br><b>F - 0 2 6</b><br>Little Scouts  | <input type="checkbox"/> <br><b>F - 0 2 7</b><br>Virgin Mary    | <input type="checkbox"/> <br><b>F - 0 2 8</b><br>Lady In Red |

Valid From Jan '09. Prices & Specifications Are Subject To Change Without Notice.